

IOBAC MAGTABS™ MT4+

ADHESIVE-FREE FLOORING INSTALLATION SYSTEM

INSTALLATION GUIDE

Magnetic on one side and with acrylic-based adhesive on the other, IOBAC MagTabs cleanly and securely affix carpet tiles, +4mm Luxury Vinyl Tiles (LVT) and woven vinyl tiles onto receptive bases, including

- metal raised access floors
- IOBAC Ezy-Install® Magnetically Receptive Underlay and
- IOBAC Magnetically Receptive Resins.

Can also be used with sub-floors suitable for floating floor installations.

The following is a guide on how to install carpet tiles, +4mm Luxury Vinyl Tiles (LVT) and woven vinyl tiles onto receptive bases in various configurations using IOBAC MagTabs.

PREPARATION

Prepare sub-floor in accordance with standard requirements, and ensure it is clean, dry and free from loose particles which may impair grab.

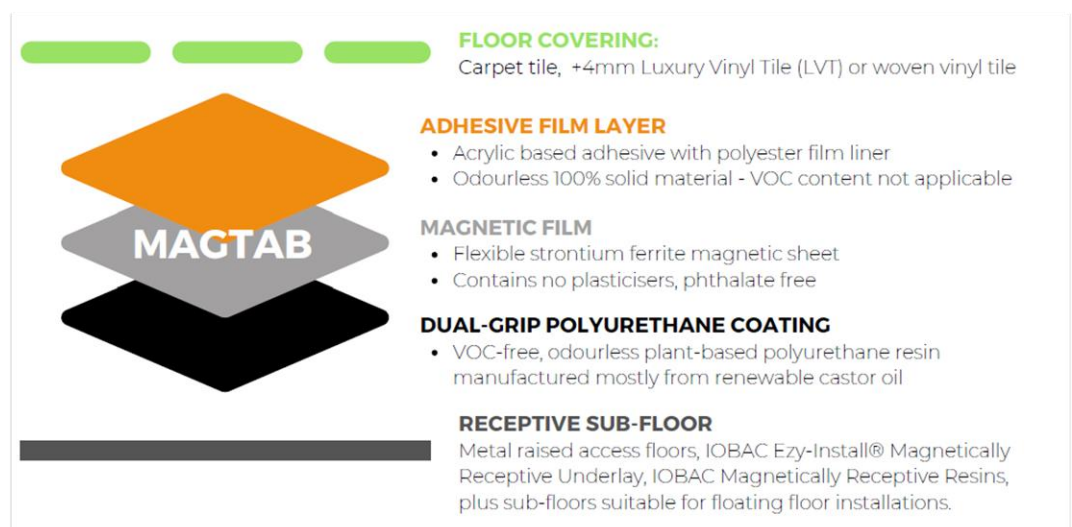
Ensure bonding surfaces are free from irregularities.

APPLICATION

Unwind MagTab roll and peel individual MagTab off film liner.

Adhere one corner of carpet or vinyl tile to cover one quarter of the adhesive side of the MagTab.

Repeat with 3 other tiles such that the MagTab is entirely covered.



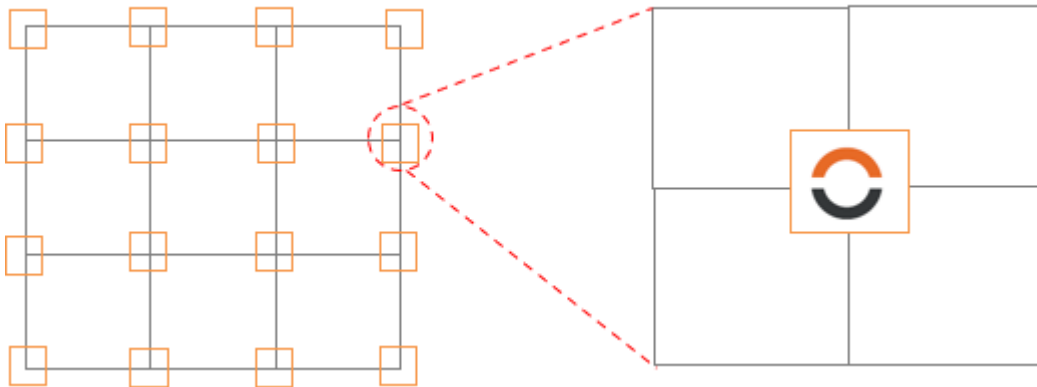
MAGTAB CONFIGURATIONS

As a guide, the MagTabs should be placed wherever a tile meets another as shown in the following diagrams.

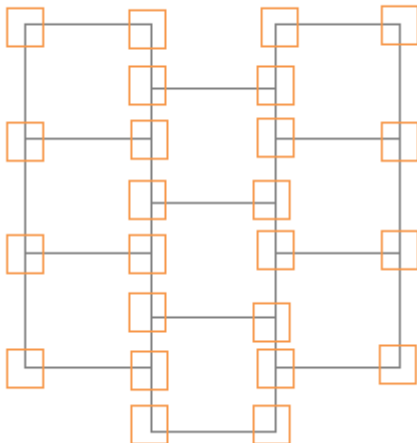
During application, ensure that all tiles are in tight contact with each other with no gaps.

Where it has been necessary to cut tiles, apply a MagTab under every tile.

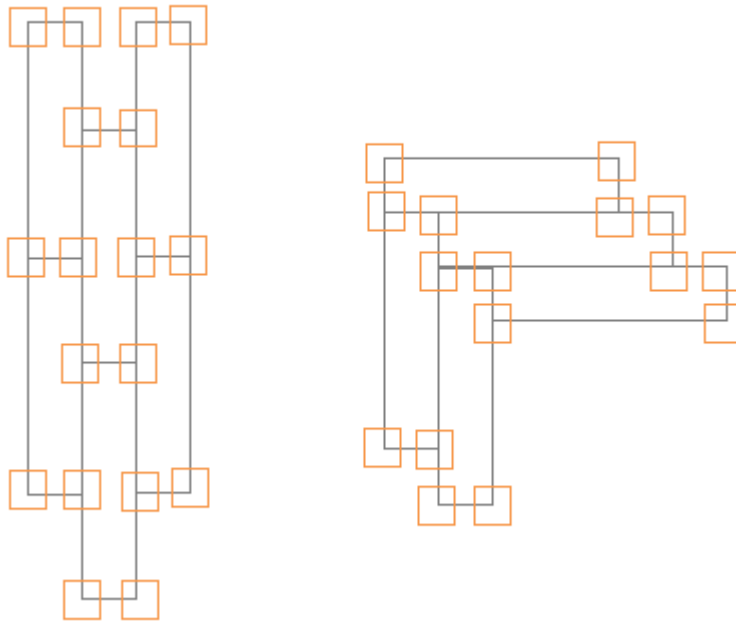
Square Tiles



Square Tiles - Staggered Pattern



Planks



Rugs

IOBAC Mag Tabs are ideal for use with rugs, please contact IOBAC for more information as guidelines are dependent on size, shape and where the rug is to be located.

(Please note that the above is a guide only – additional MagTabs may be required in particularly demanding environments.)

FOR FURTHER GUIDANCE

Please see the following IOBAC Installation Guide video

- [Adhesive-free installation of carpet tile & Looselay LVT on raised access flooring](#)

For technical datasheets and further information on IOBAC MagTabs, please see www.iobac.com/magtabs

Manufactured by IOBAC UK Ltd
Unit 9, Berry Court Farm, Bramley Road,
Tadley, RG26 5AT
Email: ian@iobac.com
Telephone: +44 (0)7703 132494

IOBAC The future of
flooring, today.